



**KHSAA TITLE IX  
ANNUAL REPORT SUBMISSION  
STATUS REPORT  
2007-2008**

KHSAA  
Form T65  
Revised 3/08

TO: KHSAA Member School Superintendents, Principals, and Athletic Directors

FROM: Brigid L. DeVries, Commissioner  
Larry Boucher, Assistant Commissioner

DATE: April 22, 2008

School	Shelby County High School	Reviewed by	Gordon D. Bocock
--------	---------------------------	-------------	------------------

The following is a status report regarding the required 2007 - 2008 Title IX Annual Report submission of forms due into the KHSAA office by April 15, 2008. Appropriate KHSAA Audit Team personnel have reviewed these forms and the following is a summary of this review.

I. Checklist of Forms properly submitted in a satisfactory manner:

<b>X</b>	GE 19 (Annual Verification)	<b>X</b>	T-35 (Budget Expenses)
<b>X</b>	T-1 (Summary Program Chart 1)	<b>X</b>	T-36 (Budget Expenses)
<b>X</b>	T-2 (Summary Program Chart 2)	<b>X</b>	T-41 (Checklist – Overall Interscholastic Program)
<b>X</b>	T-3 (Summary Program Chart 3)	<b>X</b>	T-60 (Corrective Action Plan)
<b>X</b>	T-4 (Summary Program Chart 4)	<b>X</b>	T-63 (Interscholastic Survey Results)

II. Status

<b>A.</b>	<b>X</b>	2007 – 2008 Forms are satisfactory and no further information or action is necessary at this time.
<b>B.</b>		Errors have been noted with respect to the following forms:
<b>C.</b>		The following forms were omitted and must be submitted by school representatives:
<b>D.</b>		According to the 2007-2008 data, the school appears to be meeting the standards established in: <input type="checkbox"/> Test 1 (Athletic participation is proportionate to enrollment) <input type="checkbox"/> Test 2 (History and continuing practice of program expansion) <input checked="" type="checkbox"/> Test 3 (Full and effective accommodation of interests and abilities)
<b>E.</b>		Other Recommendation and Comments: <ul style="list-style-type: none"> <li>• <b>The Gender Equity Committee is required to meet at least three times a year and it is highly recommended that the committee meet at least once during each of the three high school sports seasons (Fall – Winter – Spring).</b></li> <li>• <b>The Gender Equity Committee needs to look at the disparity in some sports receiving awards and others not receiving awards and especially the disparity in like sports.</b></li> <li>• <b>Minutes of the next Gender Equity Committee should reflect the action taken in regard to each situation listed above.</b></li> </ul>



**KENTUCKY HIGH SCHOOL ATHLETIC ASSOCIATION  
2007-2008 ANNUAL VERIFICATION OF TITLE IX PROCEDURES**

KHSAA Form GE19  
Rev. 12/07

(To be submitted by April 15, 2008 along with other required forms)

The Shelby County High School, Shelbyville, Kentucky  
(Name of High School) (City)

certifies to the Kentucky High School Athletic Association that the following is an accurate and true representation of the facts surrounding compliance with 20 U.S.C. Sections 1681-1688, et. Seq. (also known as Title IX)

**I certify the following provisions in accordance with records at the school contained in the permanent Title IX file, at least one copy of which must be maintained in the Principal's office, and to the best of my knowledge have completed the following tasks.**

Established a gender equity committee at the high school. (list committee personnel and provide attachment if necessary)

Name	Address	Phone	Title
(Supt., Principal, Student, Parent, Coach, Etc.)			

Sec Attached

Scheduled a minimum of three meetings during the 2007-2008 school year on the following dates:

November 6, 2007
January 9, 2008
February 13, 2008

Designated the following person(s) as the Title IX coordinator for the school:

Name	Title	Address	Phone
Steve Coleman	Assistant Principal/ AD	1701 Frankfort Rd- Shelbyville, KY 40065	502-633-2344

Designated the following person(s) as the Title IX coordinator for the district:

Name	Title	Address	Phone
James Neihof	Director of Student Accounts	1155 W. Main St. Shelbyville, KY	502-633-2375

School personnel are continuing to make periodic reviews of the boys' and girls' athletics program reflected in the Corrective Action Plan.

In addition to the above information, the above referenced school maintains a complete permanent file relative to Title IX records including copies of the self-assessment audit, all corrective action plans, and other related materials.

Principal's Signature

2/21/08 20  
Date

Superintendent Signature

School Board Chairpersons' Signature

*(Send original copy to KHSAA - Maintain duplicate in Title IX school folder)*

**SHELBY COUNTY HIGH SCHOOL**  
**ATHLETIC DEPARTMENT**

1701 FRANKFORT ROAD  
P. O. BOX 69  
SHELBYVILLE, KENTUCKY 40066-0069  
(502) 633-2344  
FAX (502) 647-0238  
STEVE COLEMAN,  
ASSISTANT PRINCIPAL/ATHLETIC DIRECTOR

2007-2008

Title IX Committee Members

James Neihof	1155 West Main St. Shelbyville, KY 40065	502-633-2375	Director of Student Accounts
Steve Coleman	1701 Frankfort Rd. Shelbyville, KY 40065	502-633-2344	Asst. Principal/AD
Eddie Mathis	390 Mathis Lane Shelbyville, KY 40065	502-633-5056	Board Member
Steve Miracle	100 Warriors Way Shelbyville, KY 40065	502-633-4869	West Middle AP
Cathy Cook	600 Rocket Ln. Shelbyville, KY 40065	502-633-1478	East Middle AP
Cassandra Gray	3102 Pheasant Ct. Shelbyville, KY 40065	502-633-5054	Parent
Frank Page	333 Comanche Rd. Shelbyville, KY 40065	502-633-7833	Parent
Sally Zimmerman	108 Gloria Rd. Shelbyville, KY 40065	502-633-5409	Coach
Myron Montgomery	5801 Haven Manor Louisville, KY 40228	502-290-1424	Coach
Jackie Orange	846 Tracy Lane Bagdad, KY 40003	502-747-0155	Student
Alex Matthews	433 Seneca Dr. Shelbyville, KY 40065	502-633-6724	Student

**2007-2008**  
**ACCOMMODATION OF INTERESTS AND ABILITIES**  
**SUMMARY PROGRAM CHART 1**

KHSAA  
 Form T1  
 Rev. 12/07

**Participation Opportunities Test One**

		(Column 1)	(Column 2)	(Column 3)	(Column 4)
	Program	Enrollment	Percentage of Total Enrollment	Number of Interscholastic Participants (double and triple count)	Percentage of Total Participation
Row 1	GIRLS	763	49	299	44
Row 2	BOYS	754	51	387	56
Row 3	Totals	1517	100%	686 ✓	100%

Instructions:

\*Number of 8<sup>th</sup> grade students & below used in Column 3 and Column 4 calculations if applicable: 154

- 1) Determine the total number of girls enrolled, (place in Row 1, Column 1). Determine the total number of boys enrolled, (place in Row 2, Column 1).
- 2) Add the total number of girls and boys enrolled to determine total enrollment, (place in Row 3, Column 1).
- 3) Calculate the percentage of total enrollment that is female. (Divide Row 1, Column 1 by Row 3, Column 1 and place in Row 1, Column 2.) Calculate the percentage of total enrollment that is male. (Divide Row 2, Column 1 by Row 3, Column 1 and place in Row 2, Column 2.) Note: Row 1, Column 2 plus Row 2, Column 2 should total 100%.
- 4) Ask the head coaches to review the most updated eligibility or squad lists for their teams. Ask coaches to confirm the names of those individuals who are on the team as of the first **date of regular season competition**, and cross out the names of those who were cut from the team or quit the team prior to the first regular season competitive event. Determine the total number of interscholastic athletics participants that are girls, (and place in Row 1, Column 3). In order to determine the total number of athletics participants, an individual should be counted each time he or she participates on a team. For example, if Jane Doe competes on the varsity volleyball team, the junior varsity volleyball team, the junior varsity basketball team, and the varsity softball team, she should be counted as four participants (**do not include club or intramural sports participants, cheerleaders, dance teams, or pom squads**). Calculate the same way for boys and girls. \* In addition, should 8<sup>th</sup> grade students and below play on a Freshman, Junior Varsity, or Varsity team, they should also be counted for each team and sport on which they participate. If applicable, please asterisk the above notation as to how many 8<sup>th</sup> grade students & below are included in the totals.  
 Using the same procedure, determine the total number of interscholastic athletic participants that are boys, (and place in Row 2, Column 3). Add Row 1, Column 3 plus Row 2, Column 3 to get total participants and place in Row 3, Column 3.
- 5) Calculate the percentage of female participation. (Row 1, Column 3 divided by Row 3, Column 3 and place in Row 1, Column 4.) Calculate the percentage of male participation. (Row 2, Column 3 divided by Row 3, Column 3 and place in Row 2, Column 4.) Note: Row 1, Column 4 plus Row 2, Column 4 should total 100%.

Note: While being within three percent is not a formal compliance standard; if the percent listed in Row 1, Column 4 is within 3% of Row 1, Column 2, then it provides a good target within which compliance is likely.

Principal's Signature: \_\_\_\_\_

Date: 2/21/08

**2007-2008**  
**ACCOMMODATION OF INTERESTS AND ABILITIES**  
**SUMMARY PROGRAM CHART 2**


KHSAA  
 Form T2  
 Rev. 12/07

**Participation Opportunities Test Two**

		Column 1	Column 2	Column 3	Column 4	Column 5
Program		Number of Teams Currently Offered	Number of Participants	Number of Teams Added Since the beginning of the 2003-2004 School Year	Current Number of Participants for each team added Since the beginning of the 2003-2004 School Year	Percent of Total Participation By Sex Added Since the beginning of the 2003-2004 School Year
<b>GIRLS</b>	Row 1	varsity:	9	147	0	0
	Row 2	j.v.:	4	113	0	0
	Row 3	frosh:	3	39	0	0
	Row 4	total:	16	299	0	0
<b>BOYS</b>	Row 5	varsity:	9	186	0	0
	Row 6	j.v.:	4	136	0	0
	Row 7	frosh:	3	65	0	0
	Row 8	total:	16	387	0	0

- 1) For Column 1, list the number of interscholastic teams offered for girls and boys at each competitive level (varsity, junior varsity, and freshman). For girls, total each of the entries in Rows 1, 2, and 3 into Row 4. For boys, total Rows 5, 6, and 7 into Row 8.
- 2) For Column 2, list the number of participants at each level. For girls, total each of the entries in Rows 1, 2, and 3 into Row 4. For boys, total Rows 5, 6, and 7 into Row 8. **Note:** The totals in Row 4 for girls and in Row 8 for boys must be the same as the totals in Form T-1, Column 3, Rows 1 and 2 respectively.
- 3) For Column 3, list the number of interscholastic teams that have been added in the last five years at each competitive level. Count each team added during the 5 year period only one time. e.g. Girl's junior varsity soccer was added 3 years ago, count the team only once, not 3 times. For girls, total the entries in Rows 1, 2, and 3 into Row 4. For boys, total Rows 5, 6, and 7 into Row 8.
- 4) For Column 4, list the number of participants that are **currently** on each level of the teams that were added in the last five years. If a team was added previously but no longer exists, there are no current participants to be added for that team. For girls, total the entries in Rows 1, 2, and 3 into Row 4. For boys, total Rows 5, 6, and 7 into Row 8.
- 5) For Column 5, calculate the percentage of participants that have been added in the last five years. For girls, take the number in Column 4, Row 4 and divide by the number in Column 2, Row 4. For boys, take the number in Column 4, Row 8 and divide it by the number in Column 2, Row 8.

Note: If the percentage of current participants added in the last five years is 25% or greater, compliance with Test Two may be possible. If less than 25%, then compliance with Test Three should be analyzed. **CAUTION:** 25% is not a formal compliance standard.

Principal's Signature:  Date: 2/21/08

**2007-2008**  
**ACCOMMODATION OF INTERESTS AND ABILITIES**  
**SUMMARY PROGRAM CHART 3**


KHSAA  
 Form T3  
 Rev. 12/07

**Participation Opportunities Test Three**

FOR ANY QUESTION ANSWERED "YES" IDENTIFY THE RESPECTIVE SPORT(S).

	GIRLS (Yes / No)		BOYS (Yes / No)
1. For a sport <u>not</u> currently offered in your interscholastic athletics program, is there sufficient interest to form a viable interscholastic team based on participation on an intramural team.	NO		NO
2 For a sport <u>not</u> currently offered, is there sufficient interest, based on the responses to your most recent Student Interest Survey, to form a viable interscholastic team for a sport not currently offered. If yes, what sport?	NO		NO
3. For a sport currently offered at the junior varsity or freshman level is there sufficient interest, based on your most recent Student Interest Survey, to form a varsity team not currently offered?	NO		NO
4. For a sport currently offered at the varsity level only, is there sufficient interest, based on your most recent Student Interest Survey, to form a viable team for a junior varsity or freshman team that is not currently offered?	NO		NO
5. If you answered YES to question (1), (2), (3), or (4), are there enough high schools in the geographic area offering the sport (at the appropriate level) to allow for the development of a reasonable schedule of competition?			

**Plans to Address Interest:** At present time, Shelby County Public Schools is in the process of building and 8<sup>th</sup> grade/9<sup>th</sup> grade school. This facility is being constructed with the idea of becoming a second high school. When the development of a second high is completed, Shelby County Public Schools will re-visit the expansion of their athletic programs.

Principal's Signature :  Date: 2/21/08

**2007-2008  
ACCOMODATION OF INTERESTS AND ABILITIES  
SUMMARY PROGRAM CHART 4**

**Levels of Competition Test One**

		Column 1	Column 2	Column 3
Girls	Team Levels	Number of Teams Currently Offered	Number of Participants	Percentage of Participants at Each Level
Row 1	varsity:	9	147	49
Row 2	j.v.:	4	113	38
Row 3	frosh:	3	39	13
Row 4	total:	16	299	100%
<b>Boys</b>				
Row 5	varsity:	9	186	48
Row 6	j.v.:	4	136	35
Row 7	frosh:	3	65	17
Row 8	total:	16	387	100%

- 1) Column 1, list the number of interscholastic teams offered for girls and boys at each competitive level; varsity, junior varsity, and freshman. (Refer to Form T-2, Accommodation of Interests and Abilities, Summary Program Chart 2, Column 1.)
- 2) For Column 2, list the number of participants at each level. For girls, total the entries in Rows 1, 2, and 3 into Row 4. For boys, total the entries in Rows 5, 6, and 7 into Row 8. (Refer to Form T-2, Accommodation of Interests and Abilities, Summary Program Chart 2, Column 2.)
- 3) For Column 3, calculate the percentage of female and male participants at each level.  
 For girls' varsity, junior varsity, and frosh, respectively:
  - Divide Column 2, Row 1 by Column 2, Row 4, and place the percentage in Column 3, Row 1
  - Divide Column 2, Row 2 by Column 2, Row 4, and place the percentage in Column 3, Row 2.
  - Divide Column 2, Row 3 by Column 2, Row 4, and place the percentage in Column 3, Row 3.
  -
 For boys' varsity, junior varsity, and frosh, respectively:
  - Divide Column 2, Row 5 by Column 2, Row 8, and place the percentage in Column 3, Row 5.
  - Divide Column 2, Row 6 by Column 2, Row 8, and place the percentage in Column 3, Row 6.
  - Divide Column 2, Row 7 by Column 2, Row 8, and place the percentage in Column 3, Row 7.

Principal's Signature: \_\_\_\_\_ Date: 2/21/08

**2007-2008  
ACTUAL EXPENDITURES - PROGRAM COMPARISON CHART 1  
TO INCLUDE BOOSTER CLUB FUNDING**

	equipment and supplies		travel		awards		coaches' salaries (to include supplemental and extended employment; dollar amount required)	facilities improvements	publications (if sport-specific)		
	School	Booster	School	Booster	School	Booster			School	Booster	
G basketball	6250	10100	5200		1000		22300	4	3		
B basketball	10500	11100	2500		1300		21300	4	3		
G softball	9000	6200	3500		550		6600	3	3	5000	
B baseball	9500	6900	4500		1700		8100	3	3	3000	
G cross country	2200	5300	800		300		4000	2	1		
B cross country	1500	900	1600		1400		3300	2	1		
G golf	2000	3700	1250		900		1300	1	1		
B golf	2500	4550	1250		650		1300	1	1		
G soccer	6100	1400	1500		1800		4800	2	2	3750	
B soccer	5500	3200	1200		1800		4800	2	2	3750	
G swimming	1500	2250	150		550		2400	1	1		
B swimming	1500	2250	150		550		2400	1	1		

1. Total expenditures on T-35 and T-36 on the 2007-2008 year report due by April 15, 2008, should reflect the total monies spent (rounded off to nearest dollar) for the entire school year of 2006-2007 ending June 30, 2007.
2. Booster Club Funding/Contributions must be included in the above expenditures total. (Note: It is illegal for coaches to be paid by Booster Clubs - Reference KHSAA Bylaw 27)

Principal's Signature: \_\_\_\_\_



Date: \_\_\_\_\_

2/21/08



**2007-2008  
ACTUAL EXPENDITURES - PROGRAM COMPARISON CHART 2  
TO INCLUDE BOOSTER CLUB FUNDING**

	equipment and supplies		travel		awards		coaches' salaries (to include supplemental and extended employment; dollar amount required)	# of Coaches / # of Teams for all levels	facilities improvements		publications (if sport-specific)	
	Expenditures	Expenditures	Expenditures	Expenditures	Expenditures	Expenditures			School	Booster	School	Booster
G track	2200	10200	1250			6100	3	2				
B track	1200	8000	1250			6400	3	2				
G tennis	1600	1500	125			1600	1	1				
B tennis	700	4825	300			1200	1	1				
G volleyball	3000	3000	1350			4700	2	3				
B wrestling												
G (list sport)												
B football	21300	14600	2700			34500	5	3	1500			
G (list sport)												
B (list sport)												

1. Total expenditures on T-35 and T-36 on the 2007-2008 year report due by April 15, 2008, should reflect the total monies spent (rounded off to nearest dollar) for the entire school year of 2006-2007 ending June 30, 2007.

2. Booster Club Funding/Contributions must be included in the above expenditures totals. Indicate percentage of total expenditures for each gender: (If disparities are obvious, list on your Corrective Action Plan (T-60) what action you will take to correct the problem).

Gender	Expenditures	Percentage
Boys	\$ 227,700	58%
Girls	\$ 162,275	42%
<b>Total:</b>	<b>\$ 389,975</b>	<b>100%</b>

Principal's Signature:  Date: 2/21/08

**2007-2008 KHSAA TITLE IX ATHLETICS AUDIT**  
**Checklist - Overall Interscholastic Athletics Program**

KHSAA  
Form T41  
Rev. 12/07

**DIRECTIONS:**

For the Areas of Compliance (Opportunities and Benefits) listed on the left hand side of the page, place a checkmark under the appropriate column identifying whether your school provided an advantage to the Girls' Program, or to the Boys' Program or to Neither Program. A review of T-35 and T-36 spending patterns might be helpful in completing this form.

Areas of Compliance:	ADVANTAGE TO:		
	GIRLS' PROGRAM	BOYS' PROGRAM	NEITHER PROGRAM
<b>OPPORTUNITIES</b>			
Accommodation of Interest and Abilities			X
<b>BENEFITS</b>			
Equipment and Supplies			X
Scheduling of Games and Practice Time			X
Travel and Per Diem Allowances			X
Coaching			X
Locker Rooms, Practice and Competitive Facilities			X
Medical and Training Facilities and Services			X
Publicity			X
Support Services			X
Athletic Scholarships			N/A
Tutoring			X
Housing and Dining Facilities and Services			N/A
Recruitment of Student Athletes			N/A

If an advantage is shown, corrective action should be shown on T-60 (Corrective Action Plan).

Principal's Signature: \_\_\_\_\_

Date: \_\_\_\_\_

2/21/08

**SCHOOL NAME**

**2007-2008  
TITLE IX**

Shelby County High School

**CORRECTIVE ACTION PLAN**

**DIRECTIONS:**

1. For Column 1, indicate the intended area (Opportunities or Benefits) which needs corrective action in order to achieve gender equity. For Column 2, write the suggested change or activities that will correct the area in need of alteration. For Column 3, include the estimated completion date for the changes or activities.
2. It is possible to attain compliance with Title IX and no longer need "corrective" action. However, the KHSAA strongly encourages compliant schools to identify items for improvement (Column 1), activities to accomplish the improvement (Column 2) and a timetable for completion (Column 3) that will strengthen the athletic program.
3. You may copy this form as needed. Please attach corrective action plans along with audit forms and submit by April 15, 2008.

COLUMN 1 ITEM FOR CORRECTION/ IMPROVEMENT	COLUMN 2 SUGGESTED CHANGE/ ACTIVITIES	COLUMN 3 TIME TABLE FOR CORRECTIVE ACTION/ AND OR COMPLETION DATE
Weight Room needs to be more female friendly	More pictures and charts of female weightlifters	June 1, 2008
Uniform rotation plan	Submit a uniform rotation plan to KHSAA	March 1, 2008



**Principal's Signature:**

**Date:**

2/21/08



**2007-2008 INTERSCHOLASTIC  
ATHLETICS SURVEY**  
Summary of Student Responses

KHSAA  
Form T63  
Rev.12/07

School Name: Shelby County High School

**Enrollment**  
**(9-12 Grade):** 1577 (SHOULD AGREE WITH FORM T-1, COLUMN 1, ROW 3)

**Number of 9-11 Grade Students Surveyed:** 1103

**Number of 8<sup>th</sup> Grade Students Surveyed:** 425

Date: January 4, 2008

Completed By: Home room Teachers

**Instructions:**

1. Summarize the Student Athletics Interest Surveys Form T-61 by listing the total number of responses on the line next to each sport.
2. Under the Other Category please provide a listing of the sports as well as the number of students who are interested in participating.
3. Please sign and date this Summary Form (T-63) and mail this Summary Form only to the KHSAA by April 15, 2008. Do not mail the student surveys (Form T-61). However, these Forms should be maintained in your files in the event they are requested subsequently.

1750 Number of Surveys  
1528 Total Returned (*A minimum of 80% return is expected*)  
8-11 Grades Surveyed (*Should be grades 9-11 and 8<sup>th</sup> grade if school has a feeder system*)

How Was The Survey Administered? Home rooms  
 (e.g. was it given in all English classes, or all home rooms, or advisee/advisor?)

**KHSAA Sanctioned Fall Sports** (*List Total Number of Participation Responses*)

60 Cross Country (Girls)  
41 Cross Country (Boys)  
374 Football (Boys)  
40 Golf (Girls)  
58 Golf (Boys)  
170 Soccer (Girls)  
140 Soccer (Boys)  
268 Volleyball (Girls)

**Winter Sport** (*List Total Number of Participation Responses*)

Form T-63  
Rev. 12/07

160	Basketball (Girls)
211	Basketball (Boys)
73	Indoor Track (Girls)
47	Indoor Track (Boys)
95	Swimming & Diving (Girls)
54	Swimming & Diving (Boys)
126	Wrestling (Boys) Not offered at SCHS

**Spring Sport** (*List Total Number of Participation Responses*)

218	Baseball (Boys)
136	Fast Pitch Softball (Girls)
166	Tennis (Girls)
70	Tennis (Boys)
148	Track (Girls)
144	Track (Boys)

**Non-KHSAA Championship Sports** (*From Student Survey T-61 Question 10*)

97	Archery
60	Field Hockey
124	Bowling
54	Gymnastics (Boys)
88	Gymnastics (Girls)
67	Ice Hockey
60	Lacrosse (Boys)
60	Lacrosse (Girls)
92	Rifle
100	Rodeo
-	Slow Pitch Softball
37	Volleyball (Boys)
106	Water Polo
199	Weightlifting

**Number of Students who participate in Intramural Sports**  
(*From Student Survey T-61 Question 5*)

<u>Sport</u>	<u>Number</u>
Not Offered at SCHS	

**List Intramural Sports students are interested in adding:**  
*(From Student Survey T-61 Question 6)*

Form T-63  
 Rev. 12/07

<u>Sport</u>	<u>Number</u>
See Attached Sheet	

**Participation in Non-School Sports Activities**  
*(From Student Survey T-61 Question 7)*


<u>Sport</u>	<u>Number</u>
See Attached Sheet	

**Reasons for not participating in interscholastic athletics**  
*(From Survey Question 8)*

- 107 I prefer other activities such as band, chorus, etc.
- 325 I don't have time
- 96 The practice schedules and game times are inconvenient
- 112 The sport I like isn't offered
- 76 It's too expensive
- 30 I prefer to participate in club or intramural sports
- 196 Working
- 149 Other:

Student Suggestions to encourage participation

See Attached Sheet



2/21/08

**Principal's Signature**

**Date**

**List Intramural Sports students are interested in adding:**  
(From Student Survey T-61 Question 6)

Basketball (Boys)- 47  
Bowling- 41  
Wrestling- 40  
Field Hockey- 37  
Volleyball- 30  
Dodge ball- 25

**Participation in Non-School Activities:**  
(From Student Survey T-61 Question 7)

Basketball- 134  
Softball- 77  
Soccer- 72  
Baseball-62  
Volleyball- 41  
Equestrian- 30

**Student Suggestions to Encourage Participation**

Better advertisement of start dates  
Make sports less expensive  
Offer rewards for playing  
Stress the physical positives  
Start in the middle schools  
Make it less competitive  
Put more money in sports  
Encourage diversity  
Give a PE credit  
Better school support